

# Life Cycles

Can you put these life cycles in the correct order? Lift the flap(s) for the correct answers. Check out our upSTREAM programs this summer for more Science Fun!

# Tangrams

Tangrams are like puzzles that can help us learn about spatial relationships, recognize geometric terms & develop problem solving skills. Design your own complex shapes or ask at the desk for pattern cards with shapes you can recreate.

Why play with Tangrams?

- ★ classify shapes and learn geometric terms
- ★ develop positive feelings about geometry
- ★ gain a stronger grasp of spatial relationships
- ★ hone spatial rotation skills
- ★ acquire a precise vocabulary for manipulating shapes (e.g., "flip," "rotate") learn the meaning of "congruent"

**"All young people experience learning losses when they do not engage in educational activities during the summer."**

— The National Summer Learning Association (NSLA)

Over 100 years of research confirms that students experience significant and cumulative learning loss over the summer months when they are not in school and not engaged in educational experiences. This is called the Summer Slide.

Fortunately, with the right focus, tools, and programming, Summer Slide is preventable. Richland Library Sandhills is committed to partnering with educators and parents to help students stay engaged in reading and learning and to counteract the effects of Summer Slide.



learn  
freely

**"Play** is often talked about as if it were relief from serious **learning**. But for children, **play** is serious **learning**."

--Mr. Rogers

## Learn Together

at RICHLAND LIBRARY | SANDHILLS

## Look & Learn Scavenger Hunts

Each Look & Learn has additional activities and book recommendations so you can continue at home to reinforce what you've learned here at the library! Find the lists at the Summer Learning Station!

[Zoo Animals](#) | [ABCs](#) | [Butterflies](#) | [123s](#)

## Learning Centers

Learning manipulatives & activities on a variety of subjects can be enjoyed at the end of each bookshelf

[ABCs](#) | [123s](#) | [Fractions](#) | [Life Cycles](#) | [Weather](#)  
[Tangrams](#) | [Counting](#) | [Shapes & Colors](#)

## Reading Resources Table

Look here for tips, activities, & resources to encourage daily reading & learning and let's avoid the summer slide

# Here are some suggested activities for each Learning Center!

## Letter Recognition

As your little one plays with magnetic foam letters, consider some of these fun ideas to reinforce letter recognition and phonemic awareness. Check out our Parent Resources for more tips for encouraging and fostering a love of reading.

- ★ Play a game of “Match the Letter.” Can you find two that are alike? Can you match the upper case to the lower case?
- ★ Talk about the sounds letters make.
- ★ Can you spell any small words?

## Number Recognition

As your little one plays with magnetic foam numbers, try these fun ideas to reinforce number recognition and counting. Check out our Parent Resources for more tips on encouraging math skills.

- ★ Say the names of the numbers
- ★ Put the numbers in order
- ★ Clap for the value of each number
- ★ Can you make any math equations with the numbers present?

## Fractions

Experience simple fractions visually with these magnetic fraction wheels and bars. Check out our upSTREAM programs this summer for more Math Fun!

- ★ Find Equivalent Fractions: which fractions add up to 1 whole evenly?
- ★ Can you name the fractions? Whole, Halves, Thirds, Fourths
- ★ What’s more, one fourth or one third?
- ★ Let’s say you’re having pizza for dinner but then friends show up to eat. If everyone is having equal slices of one whole pizza, what part (or fraction) of the whole pizza will 2 people eat? 3 people? 4 people?

## Ice Cream Counting

Each magnetic cone has a number written on it and a corresponding ice cream scoop with the same amount of sprinkles. Help your little ones match the number with the correct amount of sprinkles by counting the sprinkles out loud. Check out our Parent Resources for more tips on encouraging math skills.

- ★ One-to-One Correspondence is the matching up of a verbal or written number with an object. When a child has mastered one-to-one correspondence, she will be able to touch objects as he counts them.

## Shapes & Colors

Learning that shapes have names is a building block to recognizing that letters have names and sounds! Learning our shapes and colors is fundamental for kindergarten success!

- ★ Say the names of the shapes
- ★ Say the names of the colors
- ★ Sort by shape
- ★ Sort by color
- ★ Point to the sides of each shape and count

## What’s the Weather?

Please assist your little ones as you observe and identify the weather at this “What’s the Weather?” learning center.

- ★ Ask Questions: What is the weather today? How does it feel outside? Is it hot or cold? What can you see in the sky? Do we need a hat? Can we do the same things when it rains?
- ★ Talk about what clothes to wear in certain types of weather (coat, umbrella, boots, etc.)
- ★ Use the accurate and detailed weather vocabulary provided
- ★ Sing songs and rhymes about weather like “Rain, Rain, Go Away” and “Itsy Bitsy Spider”
- ★ Download a weather app and investigate radar

# LOOK & learn


RICHLAND LIBRARY | SANDHILLS

## Zoo Animals Scavenger Hunt

Look for all 6 animals below in the children's area!  
Cross them off as you find them.

Ask a staff member for a sticker when you have found them all!

Keep this "Look & Learn" bookmark to learn more about zoo animals and recommendations for books about animals!



Little ones LOVE to learn about zoo animals! Check out these learning enrichment ideas using the animals above as inspiration!

**READ SING TALK PLAY WRITE every day!**

Talk to your little one about these animals:

- ★ What's the animal name?
- ★ What sound does the animal make?
- ★ What kind of home does the animal live in?
- ★ What's your favorite zoo animal?
- ★ What do we call the people who feed and take care of animals at the zoo? (zoo keepers, veterinarians, who else works at the zoo?)

For more learning activities, check out our "Learning Centers" at the end of the book shelves or ask us at the desk.

# LOOK & learn


RICHLAND LIBRARY | SANDHILLS

## Zoo Animals Scavenger Hunt

Look for all 6 animals below in the children's area!  
Cross them off as you find them.

Ask a staff member for a sticker when you have found them all!

Keep this "Look & Learn" bookmark to learn more about zoo animals and recommendations for books about animals!



Little ones LOVE to learn about zoo animals! Check out these learning enrichment ideas using the animals above as inspiration!

**READ SING TALK PLAY WRITE every day!**

Talk to your little one about these animals:

- ★ What's the animal name?
- ★ What sound does the animal make?
- ★ What kind of home does the animal live in?
- ★ What's your favorite zoo animal?
- ★ What do we call the people who feed and take care of animals at the zoo? (zoo keepers, veterinarians, who else works at the zoo?)

For more learning activities, check out our "Learning Centers" at the end of the book shelves or ask us at the desk.

## Learning Fun with Zoo Animals!

**Animal Stretches:** Act like an animal with movement and stretches inspired by yoga poses. Make the noise of the animal as you stretch!

**Giraffe Pose:** Reach your arms up high over your head, bringing your palms together. Tilt your upper body to one side. Come back to center. Tilt your body to the other side.

**Elephant Pose:** Step your feet out wide, bend your upper body, clasp your hands together, and pretend that your arms are the trunk of an elephant.

**Tiger Pose:** On all fours, round your back, and tuck your chin into your chest.

**Kangaroo Pose:** Stand tall with your feet hip-width apart, bend your knees, and hop like a kangaroo.

**Zoo Animal Geography:** Talk about where each animal comes from and identify the region on a map or globe. Elephants, Giraffes, Chimpanzees and Tigers can be found in Africa. Kangaroos are native to Australia. Pandas can be found in China.

**Zoo Art:** Print out a picture of a zoo animal, cut it in half and glue one half one side of a sheet of paper. Have your little one draw and color the other half.

**Zoo Dough:** Make zoo animals out of play dough.

### Zoo Animal Book Recommendations

**ABC Zooborns** by Andrew Bleiman

**Zoo Doings: Animal Poems** by Jack Prelutsky

**Zoo Keepers** by Sarah Tieck

**Dear Zoo** by Rod Campbell

**My Heart is Like a Zoo** by Michael Hart

**Monkey and Me** by Emily Gravett

**A Sick Day for Amos McGee** by Philip C. Stead

**Mr. Tiger Goes Wild** by Peter Brown

**When Lulu Went to the Zoo** by Andy Ellis

**Animal Antics: A to Z** by Anita Lobel

**Tweak Tweak** by Eve Bunting

**Pouch** by Ezra Stein

**Deep in the Jungle** by Dan Yaccarino

**Flora and the Flamingo** by Molly Idle

**Good Night, Gorilla** by Peggy Rathmann

**Zoo Looking** by Mem Fox

**Zoo Day Ole! A Counting Book** by Phillis Gersahator



## Learning Fun with Zoo Animals!

**Animal Stretches:** Act like an animal with movement and stretches inspired by yoga poses. Make the noise of the animal as you stretch!

**Giraffe Pose:** Reach your arms up high over your head, bringing your palms together. Tilt your upper body to one side. Come back to center. Tilt your body to the other side.

**Elephant Pose:** Step your feet out wide, bend your upper body, clasp your hands together, and pretend that your arms are the trunk of an elephant.

**Tiger Pose:** On all fours, round your back, and tuck your chin into your chest.

**Kangaroo Pose:** Stand tall with your feet hip-width apart, bend your knees, and hop like a kangaroo.

**Zoo Animal Geography:** Talk about where each animal comes from and identify the region on a map or globe. Elephants, Giraffes, Chimpanzees and Tigers can be found in Africa. Kangaroos are native to Australia. Pandas can be found in China

**Zoo Art:** Print out a picture of a zoo animal, cut it in half and glue one half one side of a sheet of paper. Have your little one draw and color the other half.

**Zoo Dough:** Make zoo animals out of play dough.

### Zoo Animal Book Recommendations

**ABC Zooborns** by Andrew Bleiman

**Zoo Doings: Animal Poems** by Jack Prelutsky

**Zoo Keepers** by Sarah Tieck

**Dear Zoo** by Rod Campbell

**My Heart is Like a Zoo** by Michael Hart

**Monkey and Me** by Emily Gravett

**A Sick Day for Amos McGee** by Philip C. Stead

**Mr. Tiger Goes Wild** by Peter Brown

**When Lulu Went to the Zoo** by Andy Ellis

**Animal Antics: A to Z** by Anita Lobel

**Tweak Tweak** by Eve Bunting

**Pouch** by Ezra Stein

**Deep in the Jungle** by Dan Yaccarino

**Flora and the Flamingo** by Molly Idle

**Good Night, Gorilla** by Peggy Rathmann

**Zoo Looking** by Mem Fox

**Zoo Day Ole! A Counting Book** by Phillis Gersahator



# LOOK & learn

RICHLAND LIBRARY | SANDHILLS

## ABC's Scavenger Hunt

Look for all of the letters of the alphabet in the children's area! Cross them off as you find them. Ask a staff member for a sticker when you have found them all!

Keep this "Look & Learn" bookmark for ways to encourage alphabet recognition!



A B C D E F G  
H I J K L M N  
O P Q R S T U  
V W X Y Z

**Letter Recognition** refers to the ability

- ★ to visually recognize letters of the alphabet
- ★ to name each letter
- ★ to match that letter name to its written form – both upper and lower case
- ★ to distinguish between similar looking letters.

Letter identification is a foundational reading skill and the best predictor of eventual reading success. It is best taught with a balance of formal and informal teaching. This "Look & Learn" has suggestions for making letter recognition a fun part of everyday life!



For more early literacy activities, check out our "Learning Centers" at the end of the book cases and our "Let's Read" table or ask us at the desk.

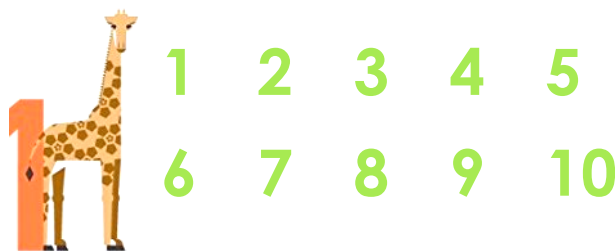
# LOOK & learn

RICHLAND LIBRARY | SANDHILLS

## 123's Scavenger Hunt

Look for numbers 0-9 in the children's area! Cross them off as you find them. Ask a staff member for a sticker when you have found them all!

Keep this "Look & Learn" bookmark for more ways to encourage early numeric skills!



Two important skills for building a mathematical foundation are number recognition and counting.

**Number Recognition** is the ability to visually recognize and name numbers.

**Counting** is the ability to recite numbers in order.

The best way to learn these skills is for caregivers to encourage young learners to associate numbers with the things they see and do every day all while having fun and being patient – no need to rush the process... your little learner will get it in time!

"Many [little ones] may be able to identify a 3, but they don't understand what 3 means. Instead of flashcards, look for teachable moments, count things that are familiar to the child as she plays or helps you with simple chores. Counting socks or toy cars will maintain her attention and have more meaning for her. Play is learning for [little ones]. Follow their interests and create environments that encourage creativity and exploration."

Grace Davila Coates, Program Director of Family Math (University of California at Berkeley); co-author of Family Math for Young Children.

For more math activities, check out our "Learning Centers" at the end of the book cases and our "Math Fun" storytimes.



## Try these activities daily to encourage Counting and Number Recognition

**Sing Songs and Rhymes with Numbers:** 5 Little Ducks Went Out to Play, 5 Little Monkeys Jumping on the Bed, 10 on the Bed, and 12 Buckle Your Shoe, make learning number names fun for little ones.

**123 Games:** Ask questions that require counting as you run around the house like “how many chairs at the table?” or “How many shoes in the basket?”

**123 Crafts:** Make or print out 11 lady bugs. Label them 0-10; glue on black spots (or, even yummier, use chocolate chips) for each corresponding number.

**LEGO 123s:** Create a table with ten numbered boxes. Have your little one put the corresponding number of blocks to communicate the difference between each figure. Or, have them count as they build up.

**Everyday Numbers:** Identify numbers everywhere – books, signs, etc. – call out their name and count to that number. Count items as you put them in your cart at the grocery store. Count everything you see on a walk – 1 dog, 2 cars, 7 apples, etc. Label items in your house – a 2 on a pair of shoes or a 12 on a dozen of eggs.

**READ SING TALK PLAY WRITE every day!**

### 123 Book Recommendations

**1-2-3 Peas or Big Fat Hen** by Keith Baker  
**Ten, Nine, Eight** by Molly Bang  
**Ten Black Dots Board Book** by Donald Crews  
**Roar! A Noisy Counting Book** by Pamela D Edwards  
**Let's Count Goats!** by Mem Fox  
**Counting in the Garden** by Patrick Hruby  
**Counting Kisses** by Karen Katz  
**Chicka Chicka 1, 2, 3** by Bill Martin Jr.  
**Construction Countdown** by K.C. Olson  
**One Fish Two Fish Red Fish Blue Fish** by Dr. Seuss  
**Fire Truck Board Book** by Peter Sis  
**Who's Counting?** by Nancy Tafuri  
**Baby Bear Counts One** by Ashley Wolff  
**Ten Little Fish** by Audrey Wood



## Try these fun activities daily to encourage Letter Recognition

**Sing the ABC Song:** Sing this song every day and encourage your little learner to join you. When possible, point to the letters as you read.

**ABC Cards:** Look for decorative art or flash cards or make your own and display them in your little learner's room.

**Sensory ABCs:** Help your little learner practice writing their letters. Print the letters on cards and have them copy the letters with their finger into a baking sheet with tactile materials like sand, rice, shaving cream, finger paint, pudding, salt, etc.

**Build ABCs:** Print out letters on a single sheet of paper and use pom poms, pebbles, buttons, or other small items to place on the letters.

**ABC Crafts:** Print out or color animals and other familiar objects that start with the letter.

**Everyday Letters:** Always take time to point to letters in books, signs, food products, billboards, etc. Each time say their name and sound.

**READ SING TALK PLAY WRITE every day!**

### ABC Book Recommendations

**ABC Insects** (BB ABC) and other ABC Board Books  
**LMNO Peas** by Keith Baker  
**Basher: ABC Kids** by Simon Basher  
**ABC: ZooBorns!** by Andrew Bleiman  
**African Animals ABC** by Philippa-Alys Browne  
**Alphabet Under Construction** by Denise Fleming  
**R is for rocket : an ABC book** by Tad Hills  
**On Your Toes: A Ballet ABC** by Rachel Isadora  
**A Is for Autumn** by Robert Maass  
**ABC** by Bruno Munari  
**Shiver me letters : a pirate ABC** by June Sobel  
**F is for Fiesta** by Susan Middleton Elya  
**Firefighters A To Z** by Chris L. Demarest  
**Dr. Seuss's ABC** by Dr. Seuss



# LOOK & learn

RICHLAND LIBRARY | SANDHILLS

## Butterflies Scavenger Hunt

Look for these 14 butterflies in the children's area!

Notice that some of them are the same. Can you find 2 purple, 2 blue, 4 green, 3 orange, and 3 yellow? Cross them off as you find them.

Ask a staff member for a sticker when you have found them all!

Keep this "Look & Learn" bookmark for interesting facts and resources about butterflies!



## Fun Facts about Lepidoptera!

**Lepidoptera** [lep-i-dop-ter-uh] is the scientific name for Moth Butterflies

- ★ 160,000 species worldwide (only 20,000 are butterflies)
- ★ They have 4 wings which have scales!
- ★ They taste with their feet! Their legs have Chemoreceptors!
- ★ They have compound eyes which may consist of thousands of individual photoreceptor units
- ★ The larva (caterpillars) feed on foliage or wood
- ★ Adults feed on nectar – they are the 2<sup>nd</sup> largest pollinators (can you guess the 1st?)
- ★ An adult lifespan is 1 week to w year depending on the species!

For more early science activities, check out our "Learning Centers" at the end of the book cases or ask us at the desk.

# LOOK & learn

RICHLAND LIBRARY | SANDHILLS

## Butterflies Scavenger Hunt

Look for these 14 butterflies in the children's area!

Notice that some of them are the same. Can you find 2 purple, 2 blue, 4 green, 3 orange, and 3 yellow? Cross them off as you find them.

Ask a staff member for a sticker when you have found them all!

Keep this "Look & Learn" bookmark for interesting facts and resources about butterflies!



## Fun Facts about Lepidoptera!

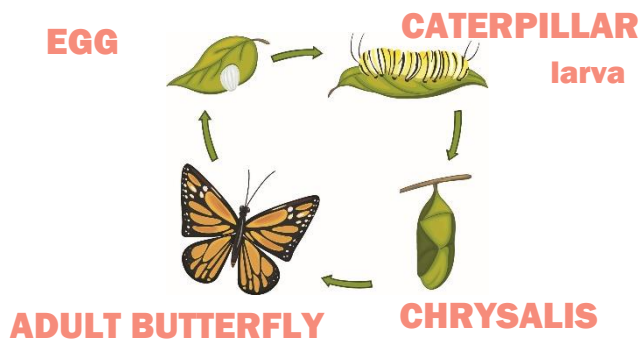
**Lepidoptera** [lep-i-dop-ter-uh] is the scientific name for Moth Butterflies

- ★ 160,000 species worldwide (only 20,000 are butterflies)
- ★ They have 4 wings which have scales!
- ★ They taste with their feet! Their legs have Chemoreceptors!
- ★ They have compound eyes which may consist of thousands of individual photoreceptor units
- ★ The larva (caterpillars) feed on foliage or wood
- ★ Adults feed on nectar – they are the 2<sup>nd</sup> largest pollinators (can you guess the 1st?)
- ★ An adult lifespan is 1 week to w year depending on the species!

For more early science activities, check out our "Learning Centers" at the end of the book cases or ask us at the desk.

## More about Lepidoptera!

### Complete Metamorphosis The Life Cycle of a Butterfly




#### Want to attract butterflies at home?

Here are some plants, flowers and trees to look for or even plant!

|              |                  |
|--------------|------------------|
| Yarrow       | Scarlet Buckeye  |
| Serviceberry | Eastern Bluestar |
| Milkweed     | Butterfly Weed   |
| Wild Indigo  | Oak Trees        |
| Clover       | Aster            |
| Echinacea    | Zinnia           |
| Joe Pye Weed |                  |

## More about Lepidoptera!

### Complete Metamorphosis The Life Cycle of a Butterfly



#### Want to attract butterflies at home?

Here are some plants, flowers and trees to look for or even plant!

|              |                  |
|--------------|------------------|
| Yarrow       | Scarlet Buckeye  |
| Serviceberry | Eastern Bluestar |
| Milkweed     | Butterfly Weed   |
| Wild Indigo  | Oak Trees        |
| Clover       | Aster            |
| Echinacea    | Zinnia           |
| Joe Pye Weed |                  |

**READ SING TALK PLAY WRITE every day!**

#### Butterfly Book Recommendations

##### NON-FICTION

**A Butterfly is Patient** by Diana Hutts Aston  
**Handle with Care** by Loree Griffin Burns  
**Super Simple Butterfly Gardens** by Alex Kuskowski  
**Caterpillar to Butterfly** by Laura Marsh  
**What's the Difference Between a Butterfly and a Moth** by Robin Michal Koontz  
**How to Raise Monarch Butterflies** by Carol Pasternak  
**A Butterfly Called Hope** by Mary Alice Monroe

##### PICTURE BOOKS

**Waiting for Wings** by Lois Ehlert  
**Butterfly, Butterfly** by Petr Horacek  
**Butterfly Tree** by Sandra Markle  
**The Butterfly and the Polliwog** by Jack Kent  
**Hurry and the Monarch** by Antoine Ó Flatharta  
**The Very Hungry Caterpillar** by Eric Carle



**READ SING TALK PLAY WRITE every day!**

#### Butterfly Book Recommendations

##### NON-FICTION

**A Butterfly is Patient** by Diana Hutts Aston  
**Handle with Care** by Loree Griffin Burns  
**Super Simple Butterfly Gardens** by Alex Kuskowski  
**Caterpillar to Butterfly** by Laura Marsh  
**What's the Difference Between a Butterfly and a Moth** by Robin Michal Koontz  
**How to Raise Monarch Butterflies** by Carol Pasternak  
**A Butterfly Called Hope** by Mary Alice Monroe

##### PICTURE BOOKS

**Waiting for Wings** by Lois Ehlert  
**Butterfly, Butterfly** by Petr Horacek  
**Butterfly Tree** by Sandra Markle  
**The Butterfly and the Polliwog** by Jack Kent  
**Hurry and the Monarch** by Antoine Ó Flatharta  
**The Very Hungry Caterpillar** by Eric Carle





## Read Your Cereal Box!

Did you know your morning cereal box is full of opportunities to reinforce literacy, science and math skills? Try some these ideas!

### Reading!

What is the name of the cereal?

What company makes the cereal?

What are the first 3 ingredients in the cereal?

Write the alphabet on a piece of paper and then find a word on the cereal box that starts with each letter in the alphabet.

### Math!

Find a number on the box. Find all the numbers 0, 1, 2, 3, 4, 5, 6, 7, 8, 9.

Measure the box. What is the length, width, area, volume?

4 grams of sugar = 1 teaspoon. How much sugar is in a serving of cereal?

### Writing!

Describe your favorite cereal: how does it taste, smell, look, feel and sound as you eat it?

Write a letter to your parent and convince them to buy this cereal.

## Read Your Cereal Box!

Did you know your morning cereal box is full of opportunities to reinforce literacy, science and math skills? Try some these ideas!

### Reading!

What is the name of the cereal?

What company makes the cereal?

What are the first 3 ingredients in the cereal?

Write the alphabet on a piece of paper and then find a word on the cereal box that starts with each letter in the alphabet.

### Math!

Find a number on the box. Find all the numbers 0, 1, 2, 3, 4, 5, 6, 7, 8, 9.

Measure the box. What is the length, width, area, volume?

4 grams of sugar = 1 teaspoon. How much sugar is in a serving of cereal?

### Writing!

Describe your favorite cereal: how does it taste, smell, look, feel and sound as you eat it?

Write a letter to your parent and convince them to buy this cereal.

## Enjoy your Cereal & Avoid the Summer Slide!

### Science!

Name all the vitamins in the cereal.  
Why are vitamins important for us?

How much sugar is in this cereal?  
What are the dangers of consuming  
too much sugar?

## Enjoy your Cereal & Avoid the Summer Slide!

### Science!

Name all the vitamins in the cereal.  
Why are vitamins important for us?

How much sugar is in this cereal?  
What are the dangers of consuming  
too much sugar?

### Get Creative!

Draw a picture of this box of cereal.  
Draw your own box of cereal.  
Write a commercial for your new  
cereal.

### Get Creative!

Draw a picture of this box of cereal.  
Draw your own box of cereal.  
Write a commercial for your new  
cereal.

### Grammar!

Find a noun, adjective, verb.  
Use adjectives to describe what kind  
of cereal you would invent.  
Make up a simile about the cereal...  
This cereal is \_\_\_ like \_\_\_\_

### Grammar!

Find a noun, adjective, verb.  
Use adjectives to describe what kind  
of cereal you would invent.  
Make up a simile about the cereal...  
This cereal is \_\_\_ like \_\_\_\_